

A2

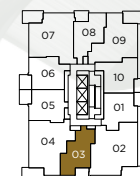
1 BEDROOM, 1 BATH

INTERIOR 499 SQ. FT.
EXTERIOR 78 SQ. FT.
TOTAL 577 SQ. FT.

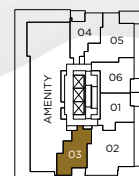
JINJU



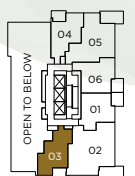
The developer reserves the right to make changes and modifications to the information contained herein. Floorplans and floorplates are subject to change without notice. Please contact a developer sales representative for details. The developer may also make such further development modifications as are permitted by the disclosure statement, as may be amended, the contract of purchase and sale between a purchaser and developer (if applicable), or otherwise. E&O.E.



LEVELS 9-27 & 30-40



LEVEL 28



LEVEL 29